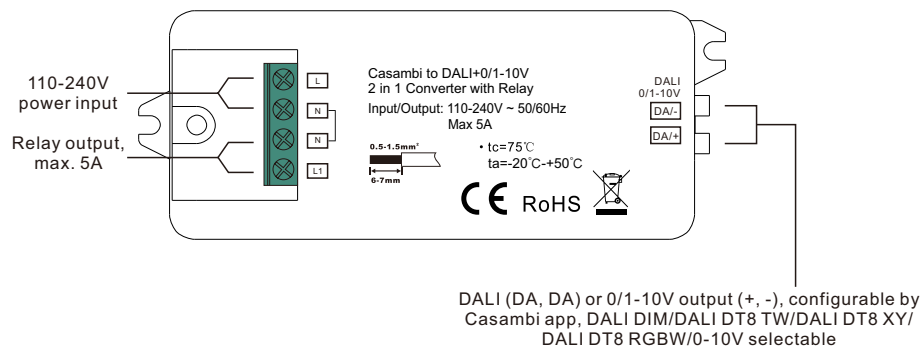


Standalone Casambi to DALI + 0/1-10V Controller



Important: Read All Instructions Prior to Installation

Function introduction



Product Description

Casambi to DALI+0/1-10V controller is designed as a standalone DALI and 0-10V controller with 50mA DALI bus current output and 20mA 0-10V current output. It can control DALI DT6, DALI DT8 TW, DALI DT8 XY, DALI DT8 RGBW, 0-10V LED drivers or luminaires. The control mode can be configured using Casambi App. Under DALI control modes, it supports up to 25 DALI LED drivers and no need extra DALI bus power supply. Just using Casambi App or wall switches to control DALI LED drivers and 0-10V LED drivers.

Casambi Technology Explained

The Casambi technology provides a mesh network where all the intelligence of the system is replicated in every node and, in such a way, creates a system with no single point of failure. In this kind of fully distributed architecture, any unit can go offline and catch up from others when they return back online.

Wireless Features

- Control a large number of fixtures from any point
- Simple to use UI
- Wide range of functionality – Grouping Luminaires, different lighting situations for different occasions, colour temperature, daylight sensor, occupancy sensor and much more.

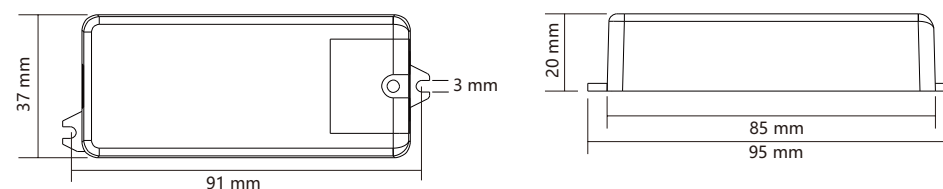
Product Data

Input		Output, DALI		Output, 0/1-10V	Output, relay		Environment		Others
Power	Signal	DALI PS current	DALI current consumption	Current	Switching voltage	Max. Current	Operating temperature	Relative humidity	Dimensions
110-240VAC	Casambi 2.4GHz	Max. 50mA	Max. 4mA	Max. 20mA	110-240VAC	Incandescent: 5A LED: 1.6A	-20°C~+50°C	8% to 80%	95x37x20mm

Key Features

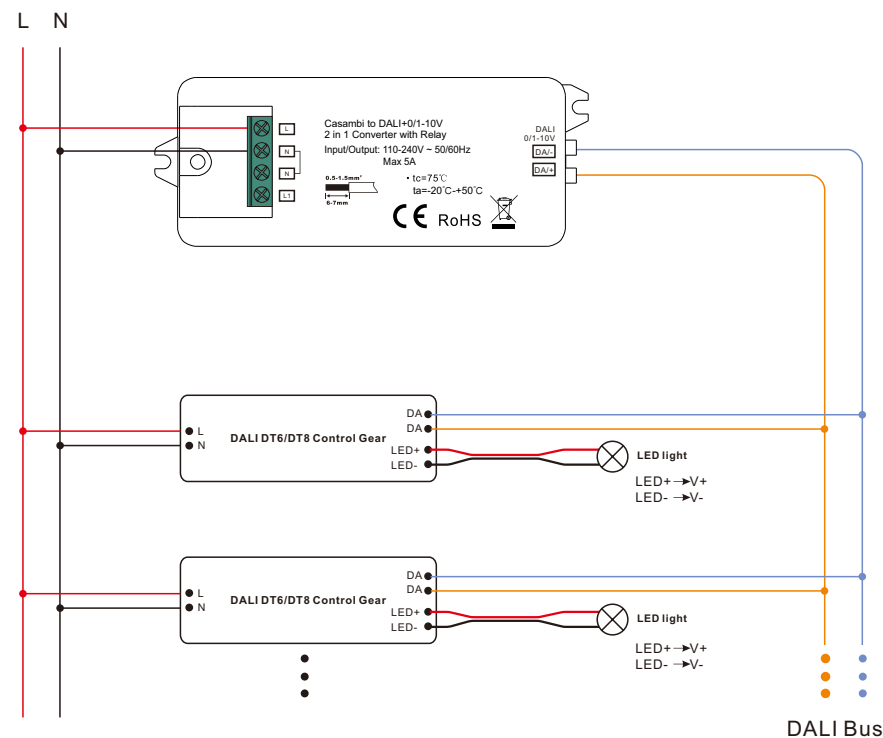
- Casambi to DALI+0/1-10V controller, works with Casambi network
- Casambi signal input, DALI output to DALI line or 0/1-10V signal output, 110-240VAC power input
- With relay output, max. 5A for traditional incandescent & HV halogen lamps, max 1.6A for LED load
- Can be controlled by both Casambi App and Casambi wall switches
- DALI signal or 1-10V signal output selectable by Casambi App
- DALI DT6, DALI DT8 TW, DALI DT8 XY, DALI DT8 RGBW, 0-10V control modes configurable by Casambi App
- Built-in DALI bus power supply, no extra DALI bus PS required
- With max. 50mA DALI bus power current output
- To supply control current to up to 25 DALI control gears
- Easy commissioning with Casambi App

Product Dimension



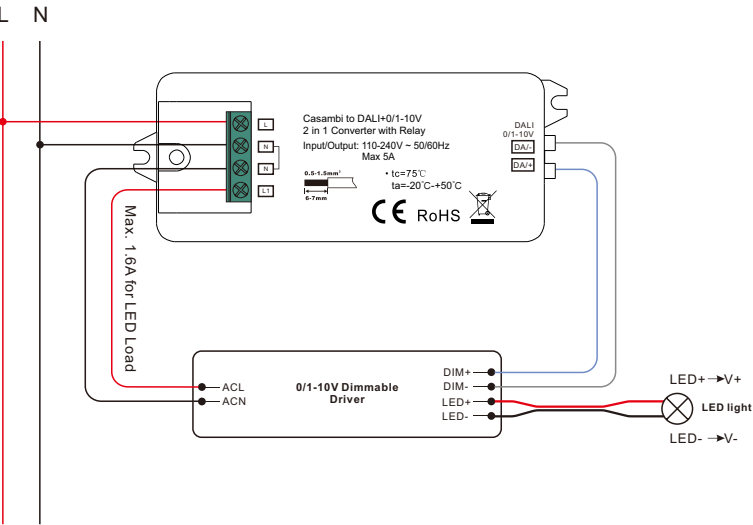
Wiring Diagram

When DALI Output Selected (Please make sure the correct profile is selected before wiring)



Note: Max. 50mA DALI bus PS output to supply control current to up to 25 control gears.

When 0/1-10V Output Selected (Please make sure the correct profile is selected before wiring)



Operation

Select Profile:

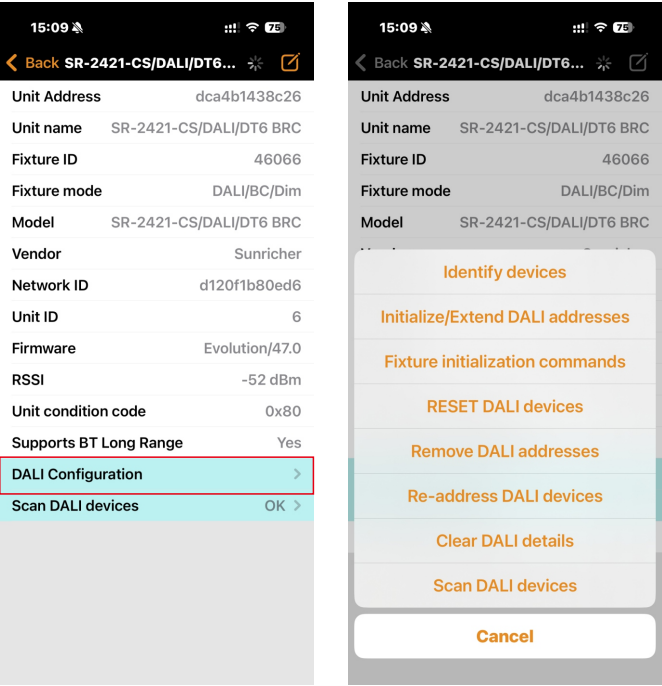
Factory default profile of this device is SR-Control DALI/BC, DIM , you can switch to other control modes through the operation of “Change profile”. In the Luminaires tab, double-click the device, tap Model, choose “Change profile” from the pop-up menu, and select the profile, as shown in the following figures.



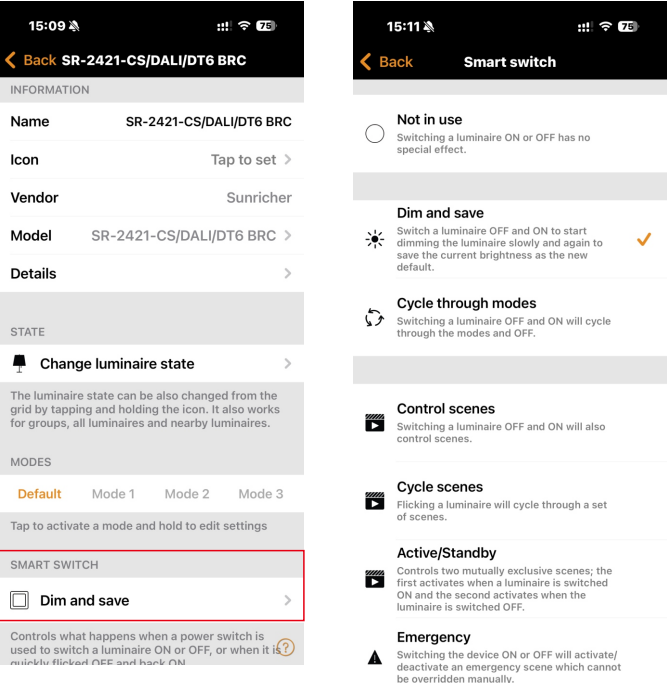
The control logic of the 9 profiles are as follows:

Profile	Function
SR-2421-CS/1-10V	Controls up to 20 parallel 1–10V dimmable drivers/luminaires
SR-2421-CS/DALI/DT6/4*DIM	Broadcast control of up to 25 DALI DT6 LED drivers/luminaires; supports on/off and dimming control
SR-2421-CS/DT8/DIM, TW/Single Address	Controls DALI DT8 tunable-white LED drivers/luminaires with address 0; supports on/off, dimming, and CCT control
SR-2421-CS/DALI/DT8, RGBW/Single Address	Controls DALI DT8 RGBW LED drivers/luminaires with address 0; supports on/off, dimming, and RGBW color control
SR-2421-CS/DALI/DT8, XY/Single Address	Controls DALI DT8 XY LED drivers/luminaires with address 0; supports on/off, dimming, and RGB color control
SR-2421-CS/DALI/DT8, RGBTW/Single Address	Controls DT8 RGBTW LED drivers/luminaires with address 0; supports on/off, dimming, CCT, and RGB color control
SR-2421-CS/DALI/8 Channels	Controls DT6 control gears with address 0-7; supports on/off and dimming control
SR-2421-CS/DALI/4 Groups	Controls 4 DALI groups with group addresses 0–3; supports on/off and dimming control
SR-2421-CS/DALI/2*(DIM, TW)	Controls DT8 tunable-white control gears with addresses 0–1; supports on/off, dimming, and CCT control

DALI Configuration: When the device is in DALI mode, you can assign or reset DALI addresses in the Casambi App. In the Luminaires tab, double-click the device, tap Details, tap DALI Configuration, and choose the needed configuration from the pop-up menu, as shown in the following figures.



Smart Switch: When a switch is connected to the device, you can set what it does in the app, such as to control a scene. In the Luminares tab, double-click the device, scroll to SMART SWITCH, and set the function you want.



Relay Control: the relay is controlled by the dimmer slider of the 9 profiles, when the dimmer slider is adjusted over 0%, the relay will be switched on, when the dimmer slider is adjusted to 0%, the relay will be switched off.

Note: under "SR-2421-CS/DALI/8 Channels, 4 Groups, 2*(TW, DIM), DT6/4*DIM" profile, the relay can not be controlled.